

Tap That!

Friday 7:00 pm

Manor Lanes

Lanes 1 - 12

Thank you for bowling with us! We hope to see you next season!

Team Standings

Place	#	Team Name	Lane	Points Won	Points Lost	Team Avg	HDCP	Pins + HDCP	Scratch Pins	High Game	HDCP Game	High Sers	HDCP Sers
1	3	Put Your Thumb I	1	25	7	811	57	20718	18828	918	983	2620	2785
2	4	Team 4 (Mazur)	2	22	10	633	186	20377	15793	769	920	2228	2672
3	1	ODB	3	21	11	681	147	19925	16277	775	904	2153	2615
4	7	Johnson / O'Connor	4	17	15	660	179	20141	15827	736	919	2062	2623
5	5	Brew Crew	5	17	15	678	126	19218	16281	797	922	2168	2543
6	8	Team 8 (Colon)	6	16	16	649	134	18996	15618	733	895	2083	2614
7	6	Team 11 (Jacobson)	7	15	17	529	242	16460	10961	667	925	1792	2566
8	2	#RedWhiteBlue	10	14	18	652	134	19256	15566	890	1036	2180	2618
9	10	FINAO	11	13	19	597	181	16717	12391	659	884	1855	2467
10	9	Ball Busters	8	12	20	515	255	18700	12544	601	873	1657	2465
11	12	Team12 (Scalise)	9	11	21	537	234	18437	12890	666	915	1776	2523
12	11	Bitch Pins	12	7	25	463	302	18751	11158	586	897	1506	2514

Review of Last Week's Bowling.....

Lanes	Team Name	HDCP -1-	HDCP -2-	HDCP -3-	HDCP Total	Last Wk WON	Team Name	HDCP -1-	HDCP -2-	HDCP -3-	HDCP Total	Last Wk WON
1-2	Put Your Thumb I	955	973	857	2785	3	<---> Team 4 (Mazur)	869	868	861	2598	1
3-4	ODB	904	885	826	2615	3	<---> Johnson / O'Connor	808	831	879	2518	1
5-6	Brew Crew	708	826	826	2360	2	<---> Team 8 (Colon)	757	831	699	2287	2
7-8	Team 11 (Jacobson)	782	767	802	2351	3	<---> Ball Busters	662	780	733	2175	1
9-10	Team12 (Scalise)	664	816	723	2203	0	<---> #RedWhiteBlue	1036	823	759	2618	4
11-12	FINAO	812	815	786	2413	4	<---> Bitch Pins	767	796	766	2329	0

Lane Assignments

*Another fantastic season in the books! Thank you for bowling with us!
Your dedication, passion, and sportsmanship have made this season unforgettable.
Keep practicing, stay excited, and we'll see you back on the lanes next season!*

Individual High Averages

Men	260.38	Mike Johnson	254.75	Ryan Hussar	247.92	Jim Kinbaum
Women	162.71	Stephanie Mazur	155.24	Dawn Frosolone	152.83	Debbie Held

Last Week's Top Scores

	Team Scratch Game	Team Scratch Series	Team Handicap Game	Team Handicap Series
	918 Put Your Thumb I	2620 Put Your Thumb I	1036 #RedWhiteBlue	2785 Put Your Thumb I
	890 #RedWhiteBlue	2180 #RedWhiteBlue	973 Put Your Thumb I	2618 #RedWhiteBlue
	750 ODB	2153 ODB	904 ODB	2615 ODB
	Scratch Game	Scratch Series	Handicap Game	Handicap Series
Men	300 Jim Kinbaum	797 Mike Johnson	300 Jim Kinbaum	797 Mike Johnson
	300 Ryan Hussar	796 Ryan Hussar	300 Ryan Hussar	796 Ryan Hussar
	288 Mike Johnson	774 Troy Ronan	291 Jeff Burgess	774 Troy Ronan
				774 Jeff Burgess
Women	228 Bonny Rzeszutek	563 Bonny Rzeszutek	289 Bonny Rzeszutek	746 Bonny Rzeszutek
	216 Tracy Casey	529 Stephanie Mazur	265 Tracy Casey	677 Rachel Candino
	214 Debbie Held	508 Melissa Hurley	259 Celeste Jacobson	670 Melissa Hurley

Season High Scores

	Team Scratch Game	Team Scratch Series	Team Handicap Game	Team Handicap Series
	918 Put Your Thumb I	2620 Put Your Thumb I	1036 #RedWhiteBlue	2785 Put Your Thumb I
	890 #RedWhiteBlue	2228 Team 4 (Mazur)	983 Put Your Thumb I	2672 Team 4 (Mazur)
	797 Brew Crew	2180 #RedWhiteBlue	925 Team 11 (Jacobson)	2623 Johnson / O'Conno
	Scratch Game	Scratch Series	Handicap Game	Handicap Series
Men	300 Mike Johnson	853 Mike Johnson	316 Troy Ronan	853 Mike Johnson
	300 Jim Kinbaum	839 Ryan Hussar	306 Michael Melindez	839 Ryan Hussar
	300 Ryan Hussar	822 Jim Kinbaum	303 Don O'Connor	822 Jim Kinbaum

Bowlers must have completed a minimum of 16 games to be eligible for any league award.

Season High Scores - Continued

Women	252 Melissa Hurley	579 Stephanie Mazur	313 Melissa Hurley	762 Tracy Casey
	238 Tracy Casey	563 Bonny Rzeszutek	310 Tracy Casey	746 Bonny Rzeszutek
	231 Stephanie Mazur	546 Tracy Casey	299 Julie O'Connor	708 Stephanie Mazur
		546 Emily Rallo		708 Melissa Hurley

Team Rosters

1 - ODB Lane 3 HDCP=147 Avg=681

Name	Avg	HDCP	Pins	Gms	-1-	-2-	-3-	Total
Jeff Burgess	179	18	3763	21	220	264	209	693
Katie Sardinia	119	72	2147	18	134	118	117	369
Emily Burgess	136	57	3272	24	96	129	111	336
Jim Kinbaum	247	0	5950	24	300	220	235	755
Jillian Mapes	99	90	297	3				0
Tim Mapes	127	65	382	3				0

2 - #RedWhiteBlue Lane 10 HDCP=134 Avg=652

Name	Avg	HDCP	Pins	Gms	-1-	-2-	-3-	Total
Bonny Rzeszutek	140	54	2956	21	228	181	154	563
Tracy Casey	147	47	3100	21	216	145	126	487
Steve Casey	163	33	3437	21	229	180	139	548
Tom Rzeszutek	202	0	4864	24	217	171	194	582

3 - Put Your Thumb I Lane 1 HDCP=57 Avg=811

Name	Avg	HDCP	Pins	Gms	-1-	-2-	-3-	Total
Shauna Ronan	136	57	1632	12	122	118	115	355
Troy Ronan	219	0	3944	18	278	254	242	774
Don Hughey	202	0	3651	18	200	268	227	695
Ryan Hussar	254	0	6114	24	300	278	218	796

4 - Team 4 (Mazur) Lane 2 HDCP=186 Avg=633

Name	Avg	HDCP	Pins	Gms	-1-	-2-	-3-	Total
Stephanie Mazur	162	34	3905	24	193	145	191	529
Rachel Candino	78	109	1416	18	99	111	122	332
Anthony Candino	152	43	2751	18	187	171	134	492
James Leslie	241	0	3615	15				0
Jake Shapiro	205	0	616	3				0
Will Winspear	228	0	2060	9	194	245	218	657
Jackson Hendershot	134	59	403	3				0

5 - Brew Crew Lane 5 HDCP=126 Avg=678

Name	Avg	HDCP	Pins	Gms	-1-	-2-	-3-	Total
Emily Rallo	150	45	3612	24	138	117	85	340
Dean Rallo	157	38	3784	24	151	215	181	547
Debbie Held	152	43	2751	18	116	140	214	470
Keith Held	219	0	4601	21	179	230	222	631

6 - Team 11 (Jacobson) Lane 7 HDCP=242 Avg=529

Name	Avg	HDCP	Pins	Gms	-1-	-2-	-3-	Total
Celeste Jacobson	110	81	1991	18	110	96	176	382
Mike Holmes	139	54	2505	18	120	151	147	418
Peggan Damiani	111	80	1999	18	86	127	105	318
Dave Damiani	169	27	3569	21	223	150	131	504

7 - Johnson / O'Connor Lane 4 HDCP=179 Avg=660

Name	Avg	HDCP	Pins	Gms	-1-	-2-	-3-	Total
Renee Johnson	118	73	2485	21	86	82	137	305
Mike Johnson	260	0	5468	21	245	264	288	797
Don O'Connor	161	35	3886	24	192	205	151	548
Julie O'Connor	121	71	2908	24	107	102	125	334

8 - Team 8 (Colon) Lane 6 HDCP=134 Avg=649

Name	Avg	HDCP	Pins	Gms	-1-	-2-	-3-	Total
Luis Colon	163	33	3930	24	147	190	143	480
Jorge Brown	159	36	3357	21	103	187	139	429
Jorge Brown Jr	145	49	3485	24	140	111	141	392
Michael Melindez	182	16	4387	24	236	212	145	593

9 - Ball Busters Lane 8 HDCP=255 Avg=515

Name	Avg	HDCP	Pins	Gms	-1-	-2-	-3-	Total
Hayleigh Fisher	114	77	2755	24	75	102	98	275
Jerome Greil	124	68	2623	21	94	135	138	367
Michele Halbert	115	76	1387	12	131	123	75	329
Jeremy Goodrich	162	34	3414	21	115	173	175	463
Steven Moore	0	0	0	0				0

10 - FINAO Lane 11 HDCP=181 Avg=597

Name	Avg	HDCP	Pins	Gms	-1-	-2-	-3-	Total
Dawn Frosolone	155	40	3260	21	177	162	141	480
Dan Humpartzoomian	161	35	2906	18	138	173	156	467
Michelle Humpartzoomian	107	83	1609	15	116	130	111	357
Rick Frosolone	174	23	3134	18	195	164	192	551
Phil Sauvageau	160	36	480	3				0

11 - Bitch Pins Lane 12 HDCP=302 Avg=463

Name	Avg	HDCP	Pins	Gms	-1-	-2-	-3-	Total
Marci Goodrich	143	51	3018	21	122	134	123	379
Corinne Caro	83	105	1754	21	a73	a73	a73	219
Alexandria Greil	93	96	2248	24	102	119	90	311
Melissa Hurley	144	50	3025	21	166	166	176	508


12 - Team12 (Scalise) Lane 9 HDCP=234 Avg=537

Name	Avg	HDCP	Pins	Gms	-1-	-2-	-3-	Total
Karen Scalise	126	66	3045	24	114	185	106	405
Don Scalise	137	56	3292	24	128	132	123	383
Claire O'Connor	138	55	3323	24	101	122	133	356
Eric Scalise	136	57	2861	21	91	147	131	369

This Week's Statistics

	<u>Over All</u>	<u>Men</u>	<u>Women</u>
How many people bowled	47	25	22
Number of games bowled	141	75	66
Actual average of week's scores	159.23	185.75	129.09
How many games above average	70	41	29
How many games below average	69	34	35
Pins above/below average per game	4.18	6.75	1.27
How many people raised average	25	13	12
by this amount	3.00	3.16	2.83
How many people went down	22	12	10
by this amount	-2.31	-1.66	-3.09
League average before bowling	155.52	179.48	128.29
League average after bowling	156.03	180.32	128.43
Change in league average	0.52	0.85	0.14
800s	--	--	--
775s	2	2	--
750s	2	2	--
725s	--	--	--
700s	--	--	--
675s	2	2	--
650s	1	1	--
625s	1	1	--
600s	--	--	--
575s	2	2	--
550s	2	1	1
525s	4	3	1
500s	2	1	1
475s	4	2	2
450s	3	2	1
425s	1	1	--
400s	2	1	1
below 400	19	4	15
300s	2	2	--
275s	3	3	--
250s	4	4	--
225s	9	8	1
200s	14	12	2
175s	19	12	7
150s	14	10	4
125s	32	17	15
100s	31	5	26
below 100	13	2	11

Tap That! - Lanes 1-2



Week 8 Date 04/04/25

3-Put Your Thumb I		Avg=802		Week 8 Lane 1			
Avg	Name	HDCP	1	2	3	H*3	Total
141	Shauna Ronan	53	122	118	115		
211	Troy Ronan	0	278	254	242		
197	Don Hughey	2	200	268	227		
253	Ryan Hussar	0	300	278	218		
Total			900	918	802		
Handicap		55	55	55	55		
HDCP Total			955	973	857		2785

Approved: _____

4-Team 4 (Mazur)		Avg=623		Week 8 Lane 2			
Avg	Name	HDCP	1	2	3	H*3	Total
160	Stephanie Mazur	36	193	145	191		
72	Rachel Candino	115	99	111	122		
150	Anthony Candino	45	187	171	134		
241	James Leslie	0	X	X	X		
205	Jake Shapiro	0	X	X	X		
233	Will Winspear	0	194	245	218		
134	Jackson Hendershot	59	X	X	X		
Total			673	672	665		
Handicap		196	196	196	196		
HDCP Total			869	868	861		2598

Won _____ Total _____ 673 672 665
 Handicap 196 196 196 196
 Lost _____ HDCP Total _____ 869 868 861 2598

Approved: _____

Captains: Turn in to your secretary after signing

Tap That!

- Lanes 3-4



Week 8 Date 04/04/25

1-ODB		Avg=674		Week 8 Lane 3			
Avg	Name	HDCP	1	2	3	H*3	Total
170	Jeff Burgess	27	220	264	209		
118	Katie Sardinia	73	134	118	117		
139	Emily Burgess	54	96	129	111		
247	Jim Kinbaum	0	300	220	235		
99	Jillian Mapes	90					
127	Tim Mapes	65					
155	Andrew Sardinia	40					

Won	Total						
	Handicap	154					
Lost	HDCP Total						

Approved: _____

7-Johnson / O'Connor		Avg=660		Week 8 Lane 4			
Avg	Name	HDCP	1	2	3	H*3	Total
121	Renee Johnson	71	86	82	137		
259	Mike Johnson	0	245	264	288		
158	Don O'Connor	37	192	205	151		
122	Julie O'Connor	70	107	102	125		

Won	Total						
	Handicap	178					
Lost	HDCP Total						

Approved: _____

Captains: Turn in to your secretary after signing

Tap That! - Lanes 5-6



Week 8 Date 04/04/25

5-Brew Crew		Avg=681		Week 8 Lane 5				
Avg	Name	HDCP	1	2	3	H*3	Total	
155	Emily Rallo	40	138	85	85			
154	Dean Rallo	41	151	181	181			
152	Debbie Held	43	166	140	214			
220	Keith Held	0	179	230				

Won _____	Total		584	702	702		
	Handicap	124					
Lost _____	HDCP Total		108				


Approved: _____

8-Team 8 (Colon)		Avg=653		Week 8 Lane 6				
Avg	Name	HDCP	1	2	3	H*3	Total	
164	Luis Colon	32	147	143	140			
162	Jorge Brown	34	103	129	139			
147	Jorge Brown Jr	47	140	111	14			
180	Michael Melindez	18	230	213	145			

Won _____	Total		626	70	518		
	Handicap	131					
Lost _____	HDCP Total		757				

Approved: _____

Captains: Turn in to your secretary after signing



Week 8 Date 04/04/25

6-Team 11 (Deck)		Avg=528		Week 8 Lane 7			
Avg	Name	HDCP	1	2	3	H*3	Total
107	Celeste Jacobson	83	110	196	176		
139	Mike Holmes	54	120	151	147		
112	Peggan Damiani	79	86	127	105		
170	Dave Damiani	27	208	150	131		

Won	Total						
	Handicap	243					
Lost	HDCP Total						

Approved: _____


9-Ball Busters		Avg=523		Week 8 Lane 8			
Avg	Name	HDCP	1	2	3	H*3	Total
118	Hayleigh Fisher	73	75	102	98		
125	Jerome Greil	67	94	135	138		
117	Michele Halbert	74	131	123	75		
163	Jeremy Goodrich	33	115	173	175		
	Steven Moore	0					
150	Cyndi Dietrich	45					
100	Ed Stanton	90					

Won	Total						
	Handicap	247					
Lost	HDCP Total						

Approved: _____

Captains: Turn in to your secretary after signing

Tap That! - Lanes 9-10



Week 8 Date 04/04/25

12-Team 12 (Scalise)		Avg=542		Week 8 Lane 9			
Avg	Name	HDCP	1	2	3	H*3	Total
125	Karen Scalise	67	114	185	106		
138	Don Scalise	55	128	132	123		
141	Claire O'Connor	53	101	122	133		
138	Eric Scalise	55	91	147	131		

Won	Total	429	434	586	493		1513
	Handicap	230			230		690
Lost	HDCP Total	204	664	816	723		2203



Approved: _____

2-#RedWhiteBlue		Avg=640		Week 8 Lane 10			
Avg	Name	HDCP	1	2	3	H*3	Total
132	Bonny Rzeszutek	61	228	181	154		
145	Tracy Casey	49	216	145	126		
160	Steve Casey	36	229	180	139		
203	Tom Rzeszutek	0	217	171	194		

Won	Total	690	890	677	613		2180
	Handicap	146					438
Lost	HDCP Total	1086	1036	823	759		2618



Approved: _____

Captains: Turn in to your secretary after signing

Tap That! - Lanes 11-12



Week 8 Date 04/04/25

10-FINAO		Avg=592		Week 8 Lane 11			
Avg	Name	HDCP	1	2	3	H*3	Total
154	Dawn Frosolone	41	177	162	141		
162	Dan Humpartzoomian	34	138	173	166		
104	Michelle Humpartzoo	86	116	130	111		
172	Rick Frosolone	25	195	164	192		
160	Phil Sauvageau	36					

Won	Total		626	627	600		
	Handicap	186					
Lost	HDCP Total		812	815	786		

Approved: _____

11-Bitch Pins		Avg=460		Week 8 Lane 12			
Avg	Name	HDCP	1	2	3	H*3	Total
146	Marci Goodrich	48	122	134	123		
83	Corinne Caro	105	73	73	73		
92	Alexandria Greil	97	102	119	90		
139	Melissa Hurley	54	166	166	176		

Won	Total		463	492	462		
	Handicap	304					
Lost	HDCP Total		761	796	766		

Approved: _____

Captains: Turn in to your secretary after signing